UPKAR'S

Also Available as e-Book
www.ebooks.upkar.in

# RAILWAY RECRUITMENT BOARD

## ASSISTANT STATION MASTER

# PSYCHOLOGICAL & APTITUDE TEST

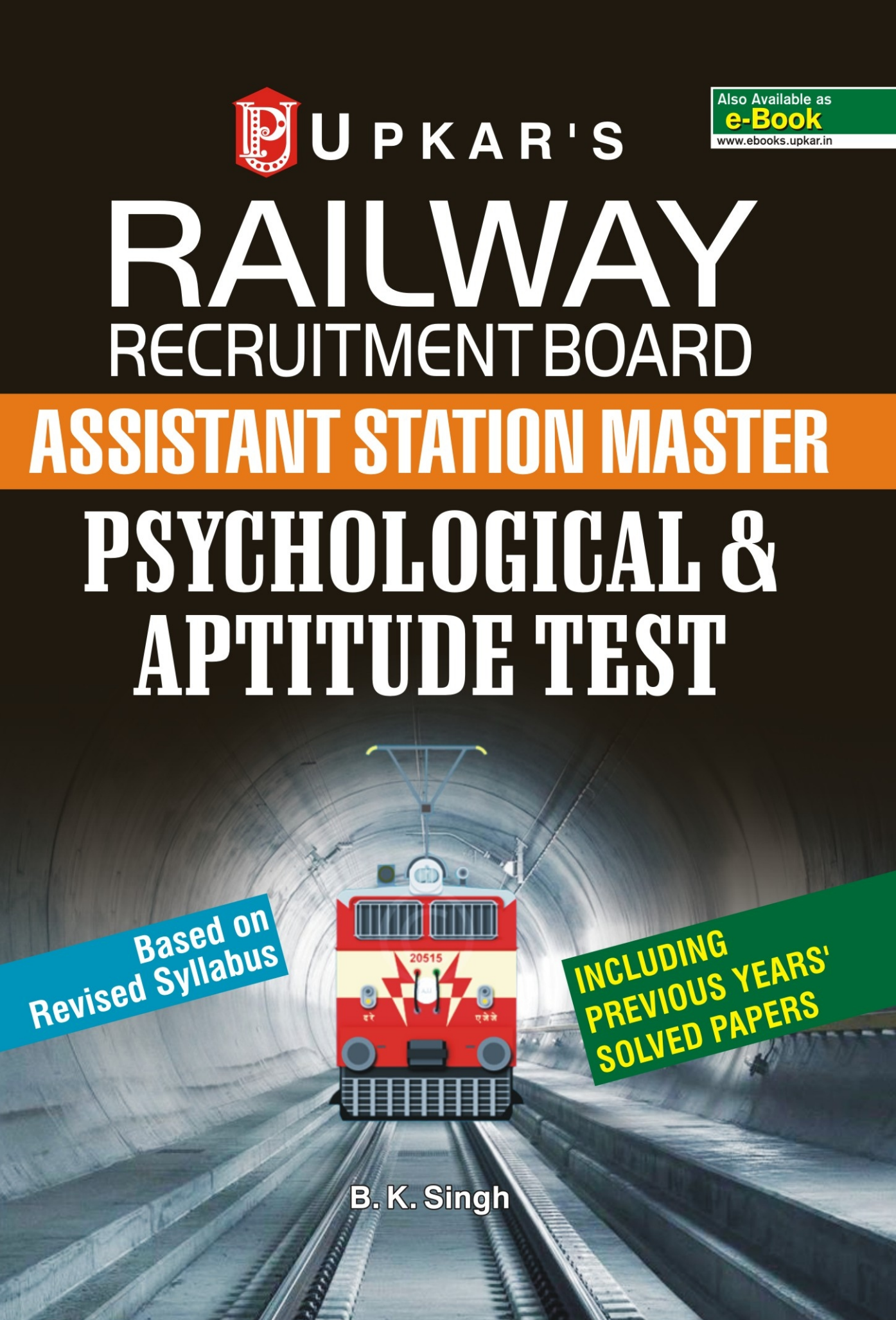


Based on Revised Syllabus

INCLUDING PREVIOUS YEARS' SOLVED PAPERS

B. K. Singh

UPKAR'S

# RAILWAY RECRUITMENT BOARD

## ASSISTANT STATION MASTER

# PSYCHOLOGICAL & APTITUDE TEST

*By*

*B. K. Singh*

**Upkar Prakashan, Agra-2**

## Introducing Direct Shopping

*Now you can purchase from our vast range of books and magazines at your convenience :*

- Pay by Credit Card/Debit Card or Net Banking facility on our website *www.upkar.in* *OR*
- Send Money Order/Demand Draft of the print price of the book favouring 'Upkar Prakashan' payable at Agra. In case you do not know the price of the book, please send Money Order/Demand Draft of ₹ 100/- and we will send the books by VPP (Cash on delivery).

*(Postage charges FREE for purchases above ₹ 100/-. For orders below ₹ 100/-, ₹ 20/- will be charged extra as postage)*


© Author


**Publishers**

**UPKAR PRAKASHAN**

2/11A, Swadeshi Bima Nagar, AGRA–282 002

**Phone :** 4053333, 2530966, 2531101

**Fax :** (0562) 4053330

**E-mail :** care@upkar.in, **Website :** www.upkar.in

**Branch Offices**

4845, Ansari Road, Daryaganj,
**New Delhi–**110 002
**Phone :** 011–23251844/66

16-11-23/37, Moosarambagh, Teegan Guda
Opp. RTA Office Main Road, Beside–
Andhra Bank, **Hyderabad–**500 036 (TS)
**Phone :** 040–24557283

Paras Bhawan (First Floor),
Khazanchi Road,
**Patna–**800 004
**Phone. :** 0612–2673340

H-3, Block-B, Municipal Premises
No. 15-2, Galiff Street,
P.S. Shyampukur,
**Kolkata–**700 003 (W.B.)
**Mob. :** 7439359515

B-33, Blunt Square,
Kanpur Taxi Stand, Mawaiya,
**Lucknow–**226 004 (U.P.)
**Phone :** 0522–4109080

8-310/1, A. K. House,
Heeranagar, **Haldwani,**
**Distt.–Nainital–**263139
(Uttarakhand)
**Mob. :** 7060421008

1461, Juni Shukrawari,
Sakkardara Road,
Opp. Hanuman Mandir,
**Nagpur–**440 009
**Phone :** 0712–6564222

63-64, Kailash Marg,
Ground Floor,
Shreeji Avenue, Malharganj,
**Indore–**452 002 (M.P.)
**Phone :** 9203908088



- *The publishers have taken all possible precautions in publishing this book, yet if any mistake has crept in, the publishers shall not be responsible for the same.*
- *This book or any part thereof may not be reproduced in any form by Photographic, Mechanical, or any other method, for any use, without written permission from the Publishers.*
- *Only the courts at Agra shall have the jurisdiction for any legal dispute.*



ISBN : 978-93-85888-78-6

**Code No. 1914**

**Printed at :** UPKAR PRAKASHAN (Printing Unit) Bye-pass, AGRA

I owe this book to my beloved and respected

Mother **Late Smt. Urmila Devi**

and

Father **Sri RAMDHIN SINGH**



## From The Author's Desk .....

The Published book for RRB for recruitment of Assistant Station Master (ASM) has been designed in such a way as to cater to the needs of Psychological/ Aptitude aspects of the test. The book contains questions according to the latest syllabus and pattern of the examination. While writing the book, I have kept special attention towards the fact that aspirants should be taught the concept lucidly so that they can apply the tricks while solving questions of PSYCHOLOGICAL/ APTITUDE. The Tricks and Concepts in the book will help the aspirants to solve the questions entirely in less than half the time than the stipulated time.

The 20 years of rich experience which I have achieved at PATLIPUTRA COACHING in teaching PSYCHOLOGICAL/ APTITUDE has immensely helped me in maintaining the best standard and quality of the book.

Furthermore, for these long years the questions given by me to the aspirants have exactly matched with the questions which appeared in the examinations. This very fact has helped the aspirants to achieve unprecedented success in their examinations.

In this book I have extensively analyzed each test in details. Additionally, I have also included easy tricks which will help the aspirants to solve the questions in an easy, lucid and scientific manner.

I have also included in this book memorized questions of PSYCHOLOGICAL/ APTITUDE which appeared in various RAILWAY BOARD Examinations of PSYCHOLOGICAL Test of the year 2014.

I would like to especially express my gratitude to the members of the EDITORIAL TEAM OF UPKAR PRAKASHAN who have played an instrumental role towards the quality and development of this book.

Moreover, I would also like to extend my heartiest regards to the members of PATLIPUTRA COACHING CENTRE, PATNA who have helped me a lot and motivated me immensely towards the creation of this book.

I am sincerely grateful to wife Binita Kumari who has continuously encouraged me to create this book.

I sincerely request students to highlight the flaws in this book and inform me about them so that I can further make this book more appropriate and relevant to the student community.

**—B. K. Singh**

**Teacher (PSY/APT) Patna**
**E-mail : b.k.singh131@gmail.com**

# PSYCHOLOGICAL/APTITUDE TEST

Railway recruitment board exams complete in three steps. These three are different with each other. There is an online exam for first step and second step and Psychological/Aptitude Test is in third step. Psychological/Aptitude Test is an important subject for NTPC post student after getting success in online exam of railway recruitment board selection process. Getting appointment on these post it is compulsory to get success in Psychological/Aptitude Test.

From Psychological/Aptitude Test of railway recruitment board, 30% marks is added in the merit list. For this student need regular practice. Time is most important for this exam. Students can get success on solving most questions in short time. This test contains 45 minutes, but it two to three hours because of giving information about the set in mean time by the railway officers on Psychologists. You should listen all the information carefully by the invigilator and follow them hardly before starting the exam the invigilators gives all the necessary information and method of answering.

Students give answer only through blue colour ball point pen. Do not use pencil to answer. Every circle in answer sheet contains a letter which shows several answer student should check the test booklet carefully and decide which answer is accurately correct and after that fill the circle by blue pen. Circle should be cover with blue ink like this as the letter does not appear. If this instruction does not follow then it is possible that the machine could not read the given answer and students unable to get the marks of the questions. Students should have complete satisfaction before answer the question. Because after covering the circle students do not allow to change the answer. Checking of students personality and mental ability through this medium of examination. This test contains five type of test. Invigilators gives you all the required information about the test before starting every test and after the complete satisfaction of every students they allow to start the test and with the invigilators starts watching time. Different-different booklet provide for every test in which certain time and questions are given.

Format of test is similar to the booklet in which answering process is given. It is profitable to do not change their answers because it saves their time. Hence students should answer after complete satisfaction. Certain time and nature of questions details are giving below.

## NTPC (ASM)

| Test | | Number of Questions | Fix Time |
|---|---|---|---|
| 1. | Classification Test | 35 | 10 min. |
| 2. | (A) Add of Odd Number Test<br>(B) Counting of Odd Number | 30 | 10 min. |
| 3. | Shortest Route Test | 40 | 05 min. |
| 4. | Information Ordering Test | 25 | 05 min. |
| 5. | Aptitude Test | 35 | 15 min. |

## Necessary Suggestions for Students Joining Psychological/Aptitude Test

In NTPC, candidates have to given Psychological/Aptitude Test for the selection of ASM (Assistant Station Master). Students mental ability and Personality Test is measured through this test. Psychological test has taken in certain group of students in this test. Method of giving answer is given with the help of examples properly before the test starting. Every test contains objective type questions and have to solve in a certain time. After completion of test students do not allow to solve again the questions of that test. Evaluation of answer sheet is through a computer machine.

**Method of answering :** Question paper is in the form of test booklet. Answer every test separately for which certain time has given. Though the invigilators give all the necessary instructions and answer of answering in a good manner.

Candidate should answer only by blue ink. Do not use pencil to answer. Answer sheet contains a letter in the circle which shows different options. Candidate should read every question very carefully and decide which answer is correct or nearer correct and after that darken the circle candidate should darken the circle such that the letter we cannot see the letter. If this rule is not followed by the candidate, it may be possible that the machine could not read the answer and because of this reason candidate could not get the marks. Candidate should have full confidence before answering because if candidate darken the circle he has no permission to change it.

# Contents

**Test-1 :** Classification Test ..... 3–44

**Test-2 :** [A] Add of Odd Number ..... 45–79

[B] Counting of Odd Number ..... 80–86

**Test-3 :** Shortest Route Test ..... 87–157

**Test-4 :** Information Ordering Test ..... 158–181

**Test-5 :** Aptitude Test ..... 182–216

**Previous Year's Solved Question Papers**

- RRB (Bhopal) NTPC (ASM), 2014 ..... 3–8
- RRB (Allahabad) NTPC (ASM), 2014 ..... 9–14
- RRB (Kolkata) NTPC (ASM), 2014 ..... 15–20
- RRB (Mumbai) NTPC (ASM), 2014 ..... 21–26
- RRB (Chennai) NTPC (ASM), 2014 ..... 27–32

# *RRB Assistant Station Master Psychological & Aptitude Test*

# TEST-1 CLASSIFICATION TEST

Conducted by the railway recruitment board for the post of Assistant Station Master (ASM), total 35 questions are asked to the successful candidates from Psychological Test related with classification or odd figure test. Ten minutes certain time is given to solve these questions. In every question this test contains 5 figures or pictures in which four figures are similar and one figure is odd. The odd figure is your answer. Select the odd figure and mark your answer in answer sheet.

Classification means to classify on the basis of general logics.

Read these rules carefully to solve these questions :

**(I) Nature of line :** Nature of line related question are not angle based though these are capable to show own nature establishing relation with other figures :

**1. Example :**

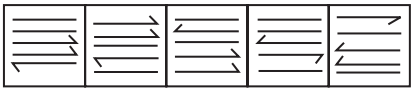

(A) (B) (C) (D) (E)

**Explanation :** This figure contains figure contains five lines. Excepting fig. (D) other figures have three bent lines and two straight lines. While in fig. D there are two bent lines and three straight lines. Hence option D is correct.

**2. Example :**



(A) (B) (C) (D) (E)

**Explanation :** Only option (C) contains even number of lines. Other figure contains odd. Hence answer C is correct.

**(II) Sides of figures :** Complete division of figures show ratio, greater than, less than, special properly etc.

**3. Example :**

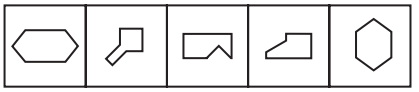

(A) (B) (C) (D) (E)

**Explanation :** Only fig (B) is heptagon while all other figures have six lines. Hence option (B) is correct.

**4. Example :**

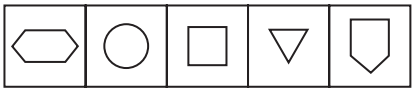

(A) (B) (C) (D) (E)

**Explanation :** Except option (B) all others are in straight lines but fig. B has curve line. Hence on this base it is odd from others. Hence option B is correct.

**(III) Rotation of figures :** Figures move in clockwise or anticlockwise direction.

**5. Example :**

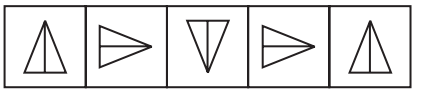

(A) (B) (C) (D) (E)

**Explanation :** In all figures the triangle is moving 90º in clockwise direction but in fourth figure the direction is opposite. Hence option D is correct.

**6. Example :**

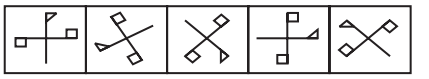

(A) (B) (C) (D) (E)

**Explanation :** Except fig. B all other figures have square and triangle in opposite direction. Hence option B is correct.

**(IV) Number of figure :** Number related figures contain suitable ratio, more than one figure, more than single figure in some direction, even or odd

**7. Example :**

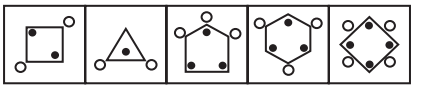

(A) (B) (C) (D) (E)

**Explanation :** Except fig. (B) main design contains in all other figures equal designs. While in fig. (B) main design contains inside one design and outside two designs. Hence option (B) is correct.

**8. Example :**

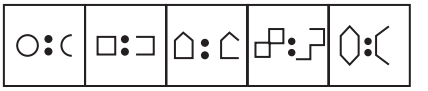

(A) (B) (C) (D) (E)

**Explanation :** In first fig. the half portion or part of the element is at right side of the figure and the process happened in second, third and fifth fig. Fig. (D) is not following this process. Hence option (D) is correct.

**9. Example :**




(A) (B) (C) (D) (E)

**Explanation :** All other figures have three straight lines while option (B) is not following their. Hence option (B) is correct.

**10. Example :**



(A) (B) (C) (D) (E)

**Explanation :** Except fig. (D), all figures can draw without lifting pen. Hence option (D) is correct.

**(V) Image :**

**11. Example :**



(A) (B) (C) (D) (E)

**Explanation :** Except fig. (A) all fig. have their mirror image as per English alphabet. Hence option (A) is correct.

**12. Example :**



(A) (B) (C) (D) (E)

**Explanation :** Water image looks opposite in all the figures except fig. (A). Hence option (B) is correct.

**(VI) Angle :**

**13. Example :**

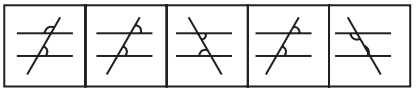

(A) (B) (C) (D) (E)

**Explanation :** Both angles are equal in measurement except option (A).

**14. Example :**

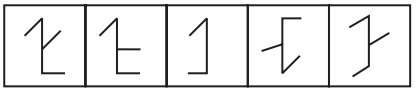

(A) (B) (C) (D) (E)

**Explanation :** In other figure there is a right angle except option (E).

**(VII) Same Figure :**

**15. Example :**

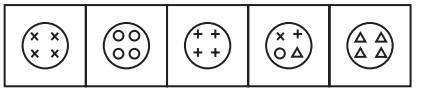

(A) (B) (C) (D) (E)

**Explanation :** In all other figures, all four pictures are same but in option (D) all four pictures are different with each other.

**(VIII) Division :**

**16. Example :**

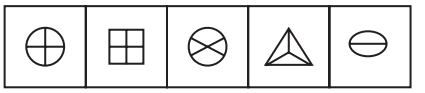

(A) (B) (C) (D) (E)

**Explanation :** In all other figures, the given four parts are equal in areawise.

**17. Example :**

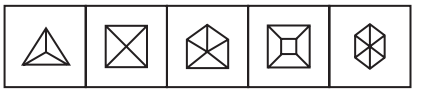

(A) (B) (C) (D) (E)

**Explanation :** In all other figures, number of parts have equal number of sides.

**(IX) Pair :**

**18. Example :**

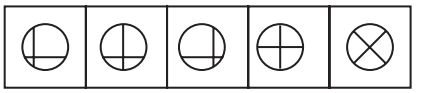

(A) (B) (C) (D) (E)

**Explanation :** Figure (A) and figure (B) are same. Similarly figure (D) and (E) are same. Figure (B) is odd.

# EXERCISE-1

1. 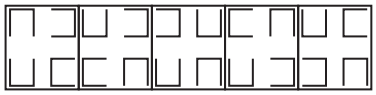
(a) (b) (c) (d) (e)

2. 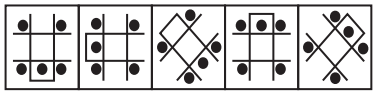
(a) (b) (c) (d) (e)

3. 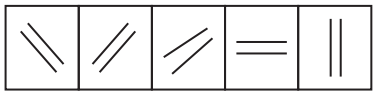
(a) (b) (c) (d) (e)

4. 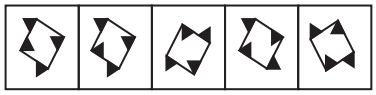
(a) (b) (c) (d) (e)

5. 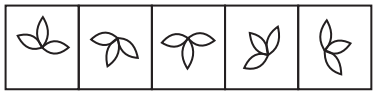
(a) (b) (c) (d) (e)

6. 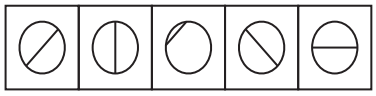
(a) (b) (c) (d) (e)

7. 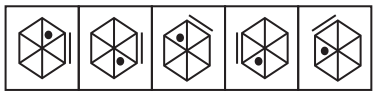
(a) (b) (c) (d) (e)

8. 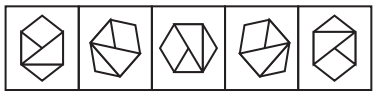
(a) (b) (c) (d) (e)

9. 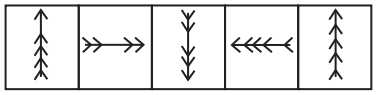
(a) (b) (c) (d) (e)

10. 

(a) (b) (c) (d) (e)

11. 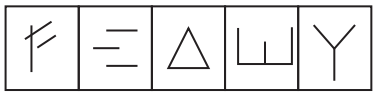
(a) (b) (c) (d) (e)

12. 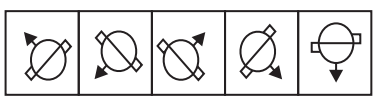
(a) (b) (c) (d) (e)

13. 
(a) (b) (c) (d) (e)

14. 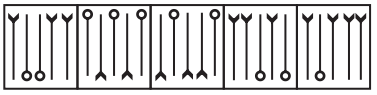
(a) (b) (c) (d) (e)

15. 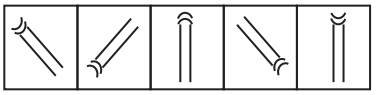
(a) (b) (c) (d) (e)

16. 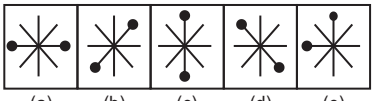
(a) (b) (c) (d) (e)

17. 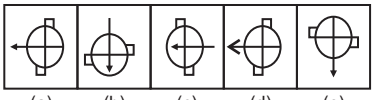
(a) (b) (c) (d) (e)

18. 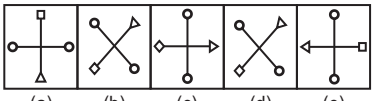
(a) (b) (c) (d) (e)

19. 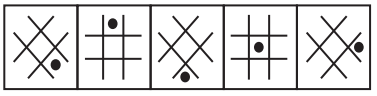
(a) (b) (c) (d) (e)

20. 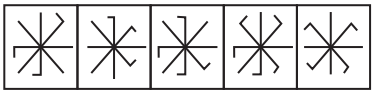
(a) (b) (c) (d) (e)

21. 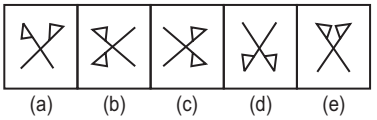
(a) (b) (c) (d) (e)

22. 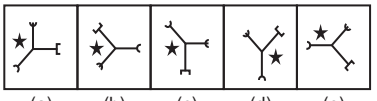
(a) (b) (c) (d) (e)

23. 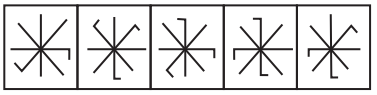
(a) (b) (c) (d) (e)

24. 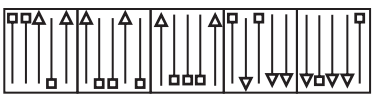
(a) (b) (c) (d) (e)

25. 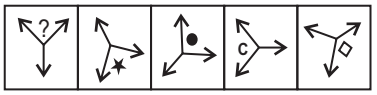

(a) (b) (c) (d) (e)

26. 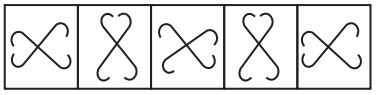
(a) (b) (c) (d) (e)

27. 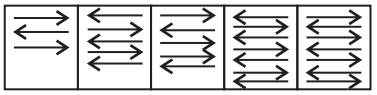
(a) (b) (c) (d) (e)

28. 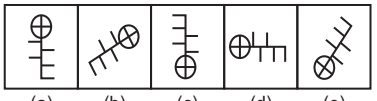
(a) (b) (c) (d) (e)

29. 
(a) (b) (c) (d) (e)

30. 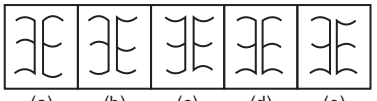
(a) (b) (c) (d) (e)

31. 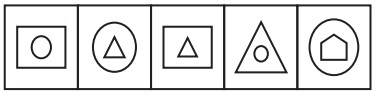
(a) (b) (c) (d) (e)

32. 
(a) (b) (c) (d) (e)

33. 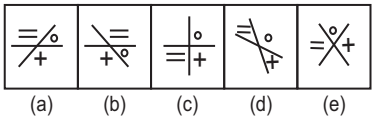
(a) (b) (c) (d) (e)

34. 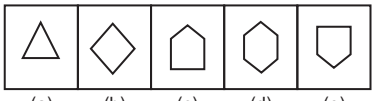
(a) (b) (c) (d) (e)

35. 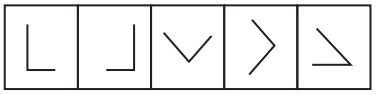
(a) (b) (c) (d) (e)

## EXERCISE-2

1. 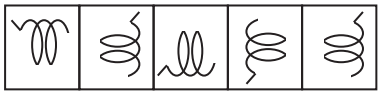
(a) (b) (c) (d) (e)

2. 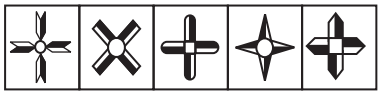
(a) (b) (c) (d) (e)

3. 
(a) (b) (c) (d) (e)

4. 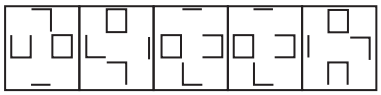
(a) (b) (c) (d) (e)

5. 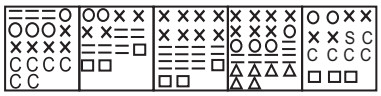
(a) (b) (c) (d) (e)

6. 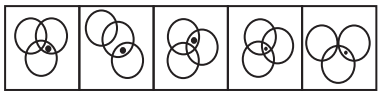
(a) (b) (c) (d) (e)

7. 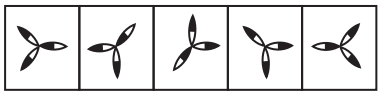
(a) (b) (c) (d) (e)

8. 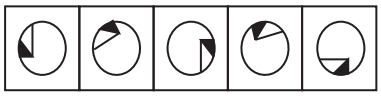
(a) (b) (c) (d) (e)

9. 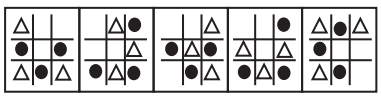
(a) (b) (c) (d) (e)

10. 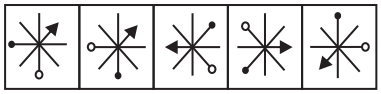
(a) (b) (c) (d) (e)

11. 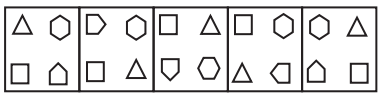
(a) (b) (c) (d) (e)

12. 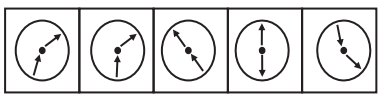
(a) (b) (c) (d) (e)

13. 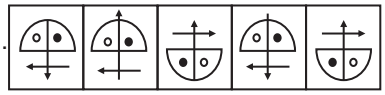
(a) (b) (c) (d) (e)

14. 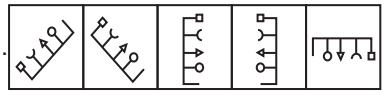
(a) (b) (c) (d) (e)

15. 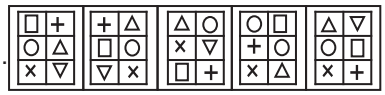
(a) (b) (c) (d) (e)

16. 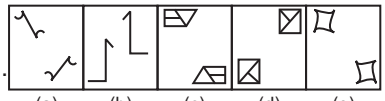
(a) (b) (c) (d) (e)

17. 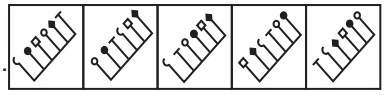
(a) (b) (c) (d) (e)

18. 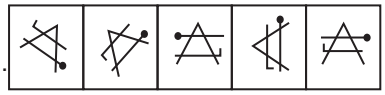
(a) (b) (c) (d) (e)

19. 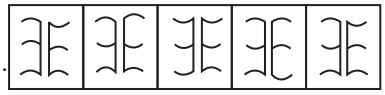
(a) (b) (c) (d) (e)

20. 
(a) (b) (c) (d) (e)

21. 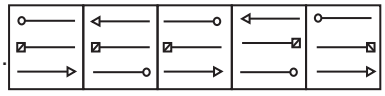
(a) (b) (c) (d) (e)

22. 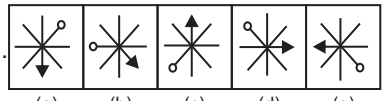
(a) (b) (c) (d) (e)

23. 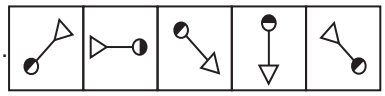
(a) (b) (c) (d) (e)

24. 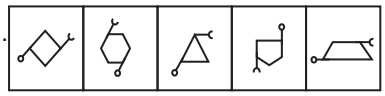
(a) (b) (c) (d) (e)

25. 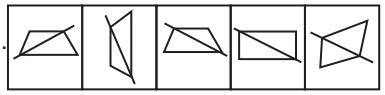
(a) (b) (c) (d) (e)

26. 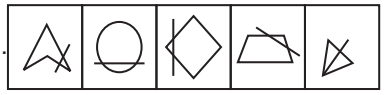
(a) (b) (c) (d) (e)

27. 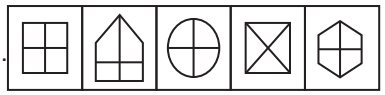
(a) (b) (c) (d) (e)

28. 
(a) (b) (c) (d) (e)

29. 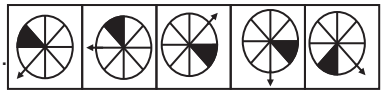
(a) (b) (c) (d) (e)

30. 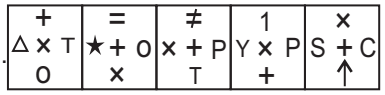
(a) (b) (c) (d) (e)

31. 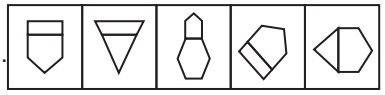
(a) (b) (c) (d) (e)

32. 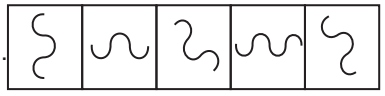
(a) (b) (c) (d) (e)

33. 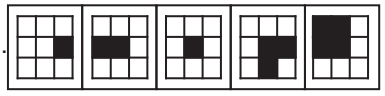
(a) (b) (c) (d) (e)

34. 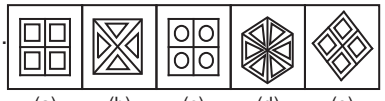
(a) (b) (c) (d) (e)

35. 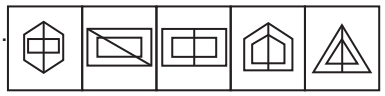
(a) (b) (c) (d) (e)

## EXERCISE-3

1. 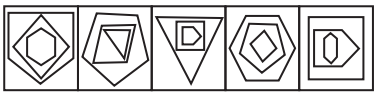
(a) (b) (c) (d) (e)

2. 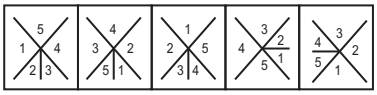
(a) (b) (c) (d) (e)

3. 
(a) (b) (c) (d) (e)

4. 
(a) (b) (c) (d) (e)

5. 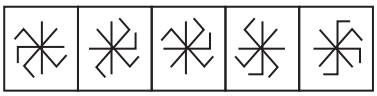
(a) (b) (c) (d) (e)

6. 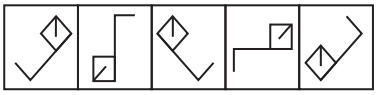
(a) (b) (c) (d) (e)

7. 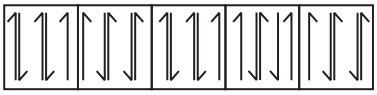
(a) (b) (c) (d) (e)

8. 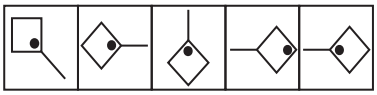
(a) (b) (c) (d) (e)

9. 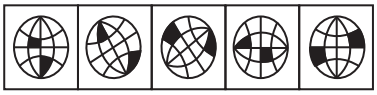
(a) (b) (c) (d) (e)

10. 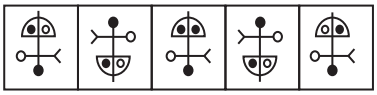
(a) (b) (c) (d) (e)

11. 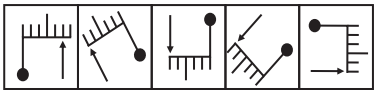
(a) (b) (c) (d) (e)

12. 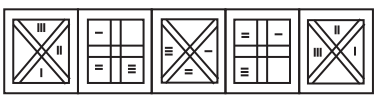
(a) (b) (c) (d) (e)

13. 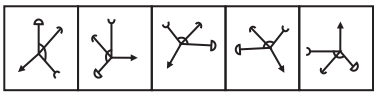
(a) (b) (c) (d) (e)

14. 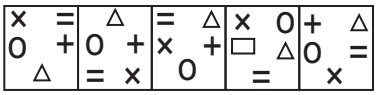
(a) (b) (c) (d) (e)

15. 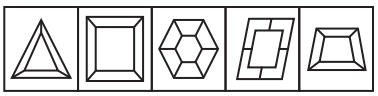
(a) (b) (c) (d) (e)

16. 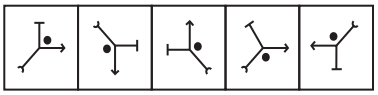
(a) (b) (c) (d) (e)

17. 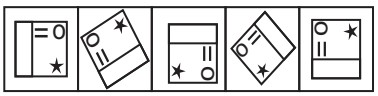
(a) (b) (c) (d) (e)

18. 
(a) (b) (c) (d) (e)

19. 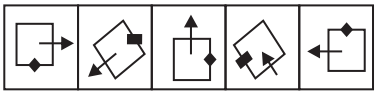
(a) (b) (c) (d) (e)

20. 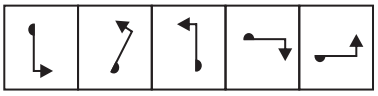
(a) (b) (c) (d) (e)

21. 
(a) (b) (c) (d) (e)

22. 
(a) (b) (c) (d) (e)

23. 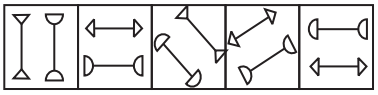
(a) (b) (c) (d) (e)

24. 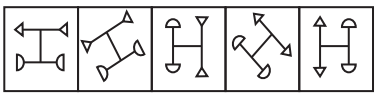
(a) (b) (c) (d) (e)

25. 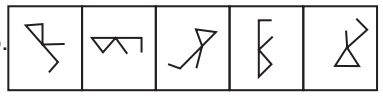
(a) (b) (c) (d) (e)

26. 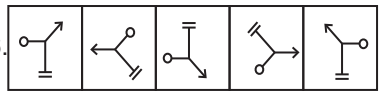
(a) (b) (c) (d) (e)

27. 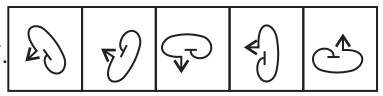
(a) (b) (c) (d) (e)

28. 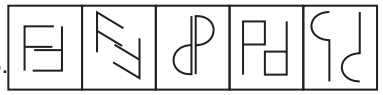
(a) (b) (c) (d) (e)

29. 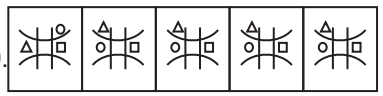
(a) (b) (c) (d) (e)

30. 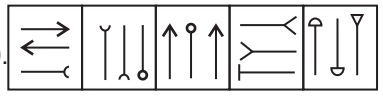
(a) (b) (c) (d) (e)

31. 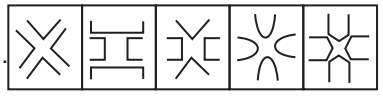
(a) (b) (c) (d) (e)

32. 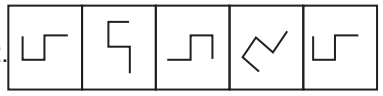
(a) (b) (c) (d) (e)

33. 

(a) (b) (c) (d) (e)

34. 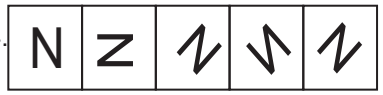

(a) (b) (c) (d) (e)

35. 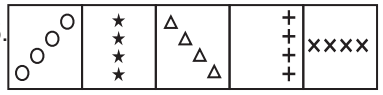
(a) (b) (c) (d) (e)

## EXERCISE-4

1. 
(a) (b) (c) (d) (e)

2. 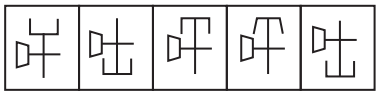
(a) (b) (c) (d) (e)

3. 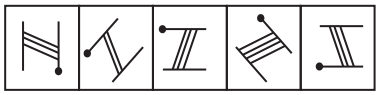
(a) (b) (c) (d) (e)

4. 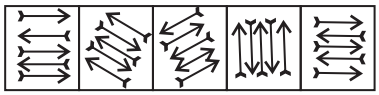
(a) (b) (c) (d) (e)

5. 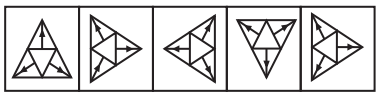
(a) (b) (c) (d) (e)

6. 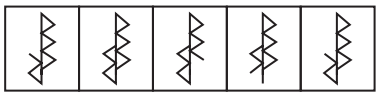
(a) (b) (c) (d) (e)

7. 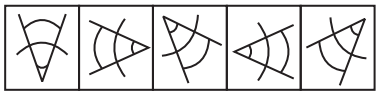
(a) (b) (c) (d) (e)

8. 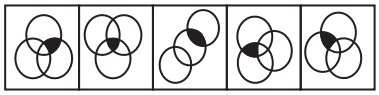
(a) (b) (c) (d) (e)

9. 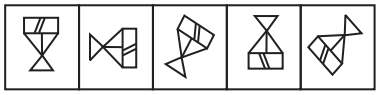
(a) (b) (c) (d) (e)

10. 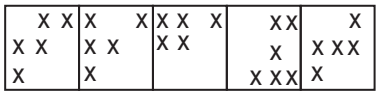
(a) (b) (c) (d) (e)

11. 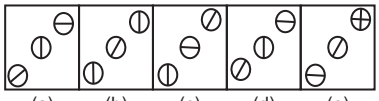
(a) (b) (c) (d) (e)

12. 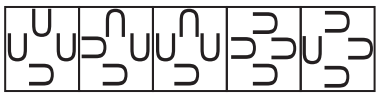
(a) (b) (c) (d) (e)

13. 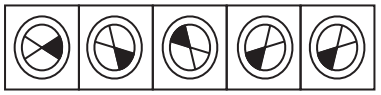
(a) (b) (c) (d) (e)

14. 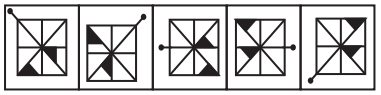
(a) (b) (c) (d) (e)

15. 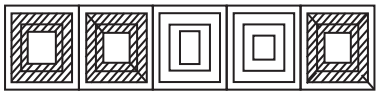
(a) (b) (c) (d) (e)

16. 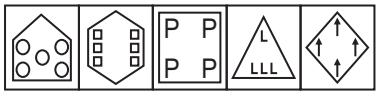
(a) (b) (c) (d) (e)

17. 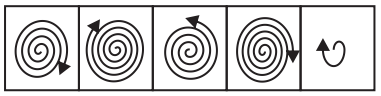
(a) (b) (c) (d) (e)

18. 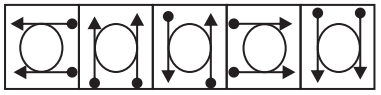
(a) (b) (c) (d) (e)

19. 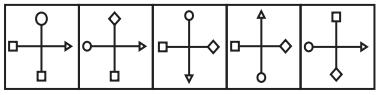
(a) (b) (c) (d) (e)

20. 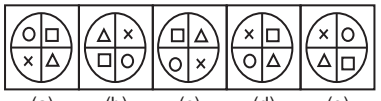
(a) (b) (c) (d) (e)

21. 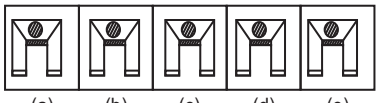
(a) (b) (c) (d) (e)

22. 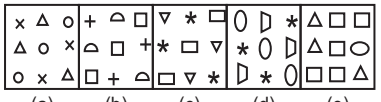
(a) (b) (c) (d) (e)

23. 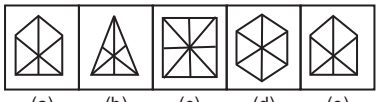
(a) (b) (c) (d) (e)

24. 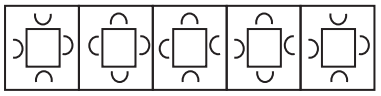
(a) (b) (c) (d) (e)

25. 

(a) (b) (c) (d) (e)

26. 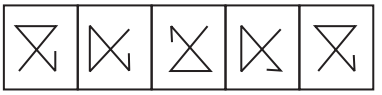
(a) (b) (c) (d) (e)

27. 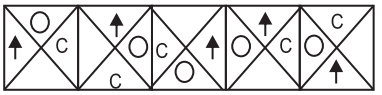
(a) (b) (c) (d) (e)

28. 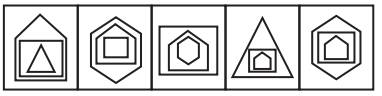
(a) (b) (c) (d) (e)

29. 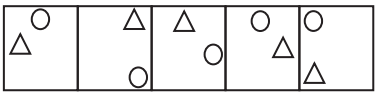
(a) (b) (c) (d) (e)

30. 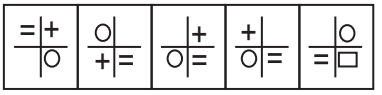
(a) (b) (c) (d) (e)

31. 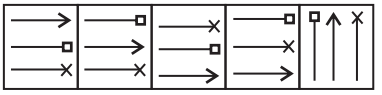
(a) (b) (c) (d) (e)

32. 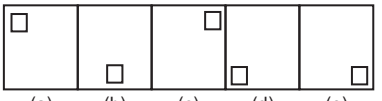
(a) (b) (c) (d) (e)

33. 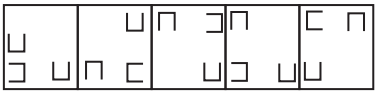
(a) (b) (c) (d) (e)

34. 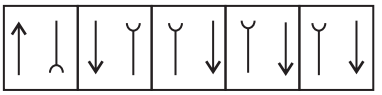
(a) (b) (c) (d) (e)

35. 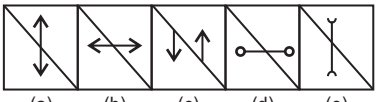
(a) (b) (c) (d) (e)

# Railway Recruitment Board Assistant Station Master Psychological & Aptitude Test




Publisher : Upkar Prakashan ISBN : 9789385888786 Author : Upkar Prakashan

Type the URL : http://www.kopykitab.com/product/11315

Get this eBook